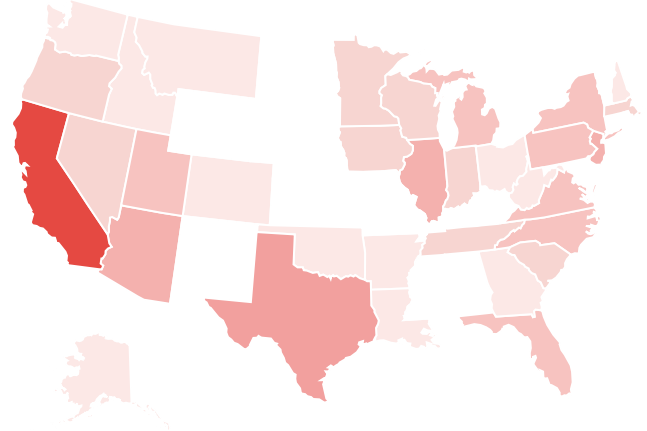




QAnon Offenders in the United States

As of May 26, 2021, 79 QAnon followers have committed ideologically-motivated crimes in the United States. This includes two offenders who were inspired by the PizzaGate conspiracy, a precursor to QAnon, who committed crimes in 2016, and 40 individuals who participated in the Capitol insurrection on January 6, 2021. The offenders come from 33 states, including 11 from California, 5 from Texas, and 4 each from Arizona, Illinois, and New Jersey. Using auxiliary data from the Profiles of Individual Radicalization in the United States (PIRUS) project, these infographics provide information on the characteristics of U.S. QAnon offenders and their crimes.



CHARACTERISTICS OF THE OFFENDERS

Offenders
79

Seventy nine QAnon adherents have committed crimes in the U.S. At least 40 QAnon followers participated in the Capitol insurrection.

Age
43

The offenders were 43 years old on average at the time of their crimes/arrests. The oldest individual was 71 when they were arrested. The youngest was 22.

Female
20

Twenty women have committed QAnon-related crimes, including 10 who participated in the Capitol insurrection.

Married
32

At least 32 of the individuals were married at the time of their arrests. Eight others were previously married.

Parents
42

Forty two of the individuals are confirmed to be the parents or legal guardians of children.

Military/LE
16

Sixteen of the offenders have U.S. military and/or law enforcement backgrounds. None of the subjects were active duty military when they offended.

Unemployed
16

Sixteen of the individuals were unemployed at the time of their arrests, while several others were retired.

Criminal Record
25

At least 25 of the offenders have previous arrests for non-ideological crimes, including 11 who have previous arrests for violent crimes.

CHARACTERISTICS OF THE CRIMES

7

Offenders have been arrested more than once for acts related to QAnon

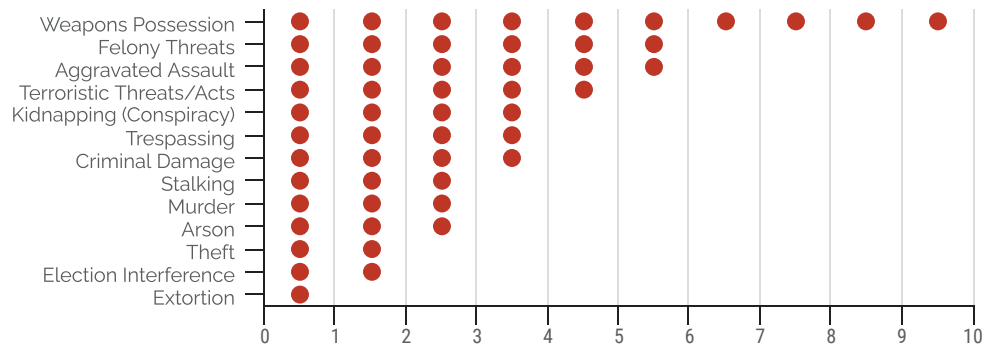
6

Offenders have successfully carried out violent plots since 2018

5

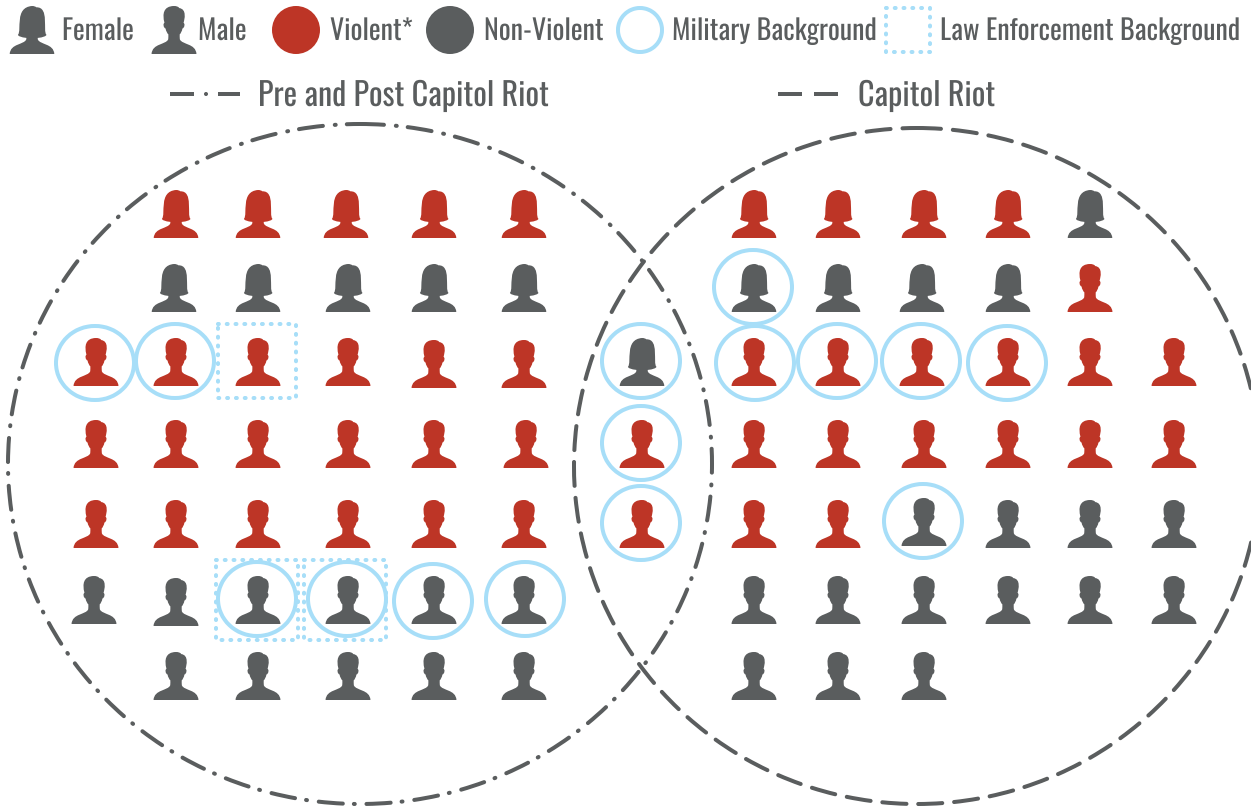
Victims have been killed or injured in QAnon-related attacks since 2018

Criminal Charges*



*Does not include charges related to the Jan. 6th, 2021, Capitol insurrection. Charges related to the Capitol riot include Entering a Restricted Building, Disorderly Conduct, and Obstructing an Official Proceeding, among others.

Comparing QAnon Offenders



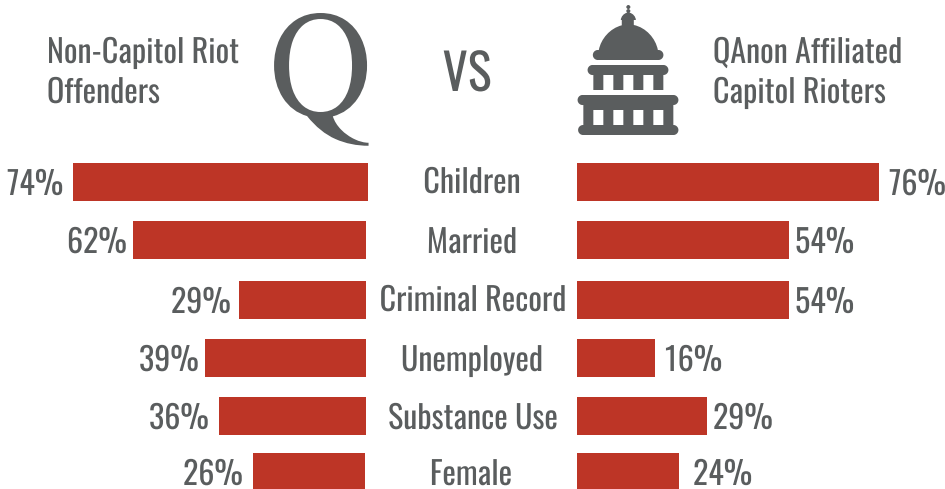
* Violent offenses include homicide, assault, criminal threats, and violent entry of a building

Not including the offenders who were arrested for taking part in the January 6, 2021, Capitol insurrection, 42 individuals associated with QAnon have been arrested in the U.S. for committing criminal acts. These arrests have resulted in charges ranging from obstruction of justice to conspiracy to commit kidnapping to second degree murder. Three individuals who were previously arrested for QAnon related crimes in 2020 took part in the Capitol riot. Two QAnon followers died during the Capitol insurrection.

Trauma as a Trigger of Mobilization?

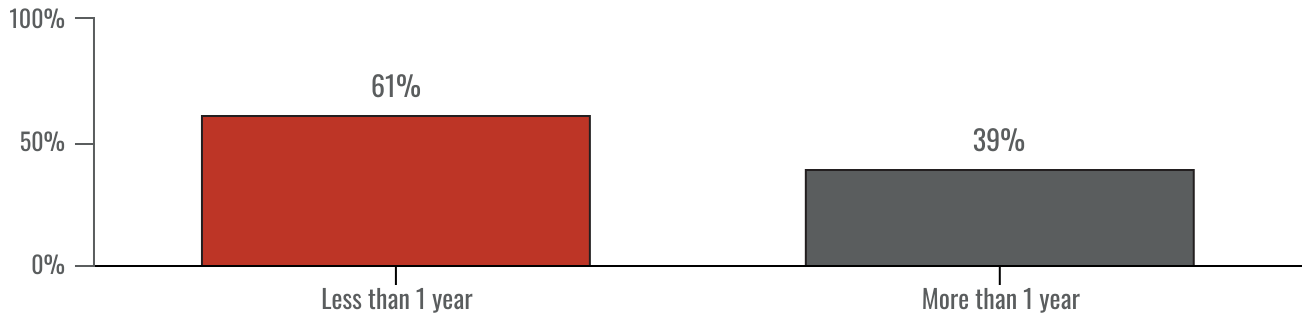
43%

More than 40% of the 42 QAnon offenders who committed crimes before and after the Capitol riot radicalized after experiencing a traumatic event. These experiences included the premature deaths of loved ones; physical, emotional, or sexual abuse; and post-traumatic stress disorder from military service. 75% of the female offenders in this sample experienced trauma prior to their radicalization that involved the physical and/or sexual abuse of their children by a romantic partner or family member. These women appear to have been drawn to the QAnon conspiracy theory due to a narrative that casts followers as key players in the fight against child exploitation and sex trafficking.



Note: These numbers reflect valid percentages (i.e., missing values have been excluded)

From Radicalization to Mobilization*



*Measured as the period of time between evidence of an individual's first exposure to extremist views and their date of arrest/crime

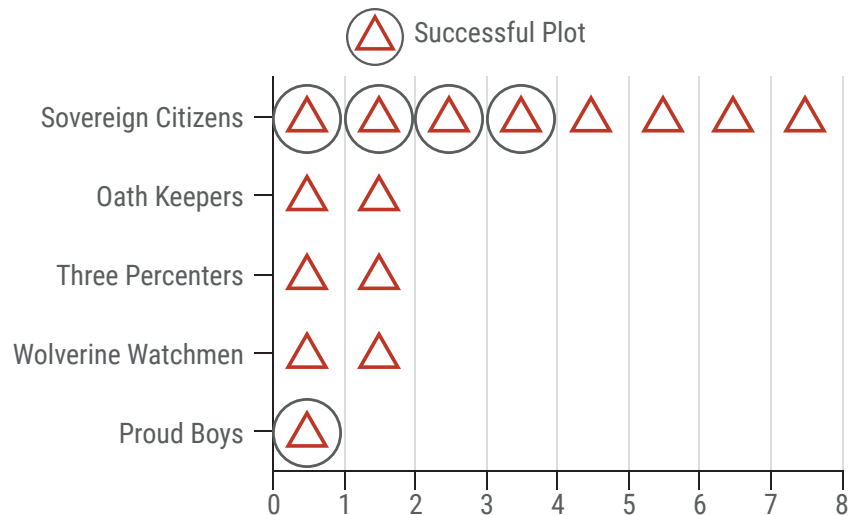
While some extremists radicalize over extended periods of time, data on U.S. QAnon offenders indicate that the majority radicalized in less than a year, and some in mere weeks. For example, a QAnon sympathizer from Illinois who was arrested near the U.S. Navy Hospital Ship Comfort after publicly discussing the need to "take out" Joe Biden, was radicalized online in just a few weeks. Moreover, evidence suggests that the COVID-19 pandemic may have accelerated the radicalization processes of some QAnon followers. For example, an Arizona QAnon supporter who was arrested in July, 2020, for destroying a display of masks at a Target store, appears to have radicalized in just a couple of months after the start of the pandemic.

Mental Health Concerns

61%

Nearly two-thirds of the 42 QAnon offenders who committed crimes before and after the Capitol insurrection have documented mental health concerns, according to court records and other public sources. These conditions include post-traumatic stress disorder, paranoid schizophrenia, bipolar disorder, and Munchausen syndrome by proxy. The three QAnon supporters who committed homicides have documented mental health concerns. Two of them were found to be mentally unfit to stand trial and were transferred to mental health care facilities. Seven of the 11 female offenders who committed crimes before and after the Capitol riots have documented mental health concerns.

Multiple Movement Affiliations



Fifteen QAnon followers in the data have known ties to other extremist movements. Five of these individuals carried out successful plots in the U.S.

About the Data

The data used in this report were compiled as a companion dataset to the Profiles of Individual Radicalization in the United States (PIRUS) database. In order to be included in the dataset, each individual must have radicalized in the United States; espoused ideological motives that were clearly related to the QAnon conspiracy theory; and must have carried out an ideologically-motivated crime resulting in his/her arrest or death. All data are based on public sources. These data are comprehensive as of May 26, 2021.

To learn more about the PIRUS project, please visit: https://twitter.com/RaD_UMD

Authors: Michael Jensen
 PIRUS Principal Investigator

Sheehan Kane
 PIRUS Data Collection Manager